



Getting Started with Osmo Newton

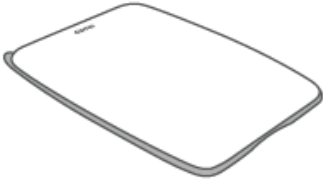
Updated 10.05.2019

Version 2.9.1



What's Included? (if you have a Creative Set)

- 1 x Osmo Creative Board
- 6 x Yoobi Erasable Markers
- 1 x Blue Fuzzy Pouch



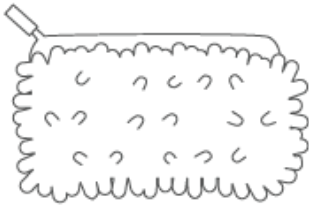
Osmo Creative Board

Quantity: 1



Yoobi Erasable Markers


Quantity: 6



Blue Fuzzy Pouch

Quantity: 1

Menu Navigation

Tap  (or your avatar, if you're already logged in) in the upper right corner of the home screen to view the myOsmo account screen. See this [guide to myOsmo accounts and profiles](#) for more information.

- Bounce
 - Tap **Bounce** to bounce on into Newton! There are 61 levels of Bounce.
- Roll
 - Tap **Roll** (once unlocked with Creative Board) and enjoy any one of 18 slightly more difficult rocking and rolling levels!

Game Manual

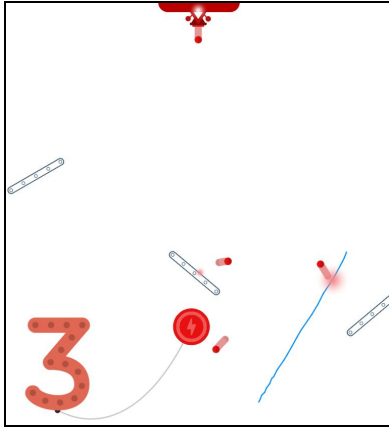
Object of the Game

Use your creative noggin and inventive objects like a hand-drawn basket, Grandma's glasses, Dad's keys, or anything around you to guide falling on-screen balls into targeted zones. Osmo Newton is very much *your* game. Grab any object near you to help you hit targets for points and to reach more levels.

Achievements include:

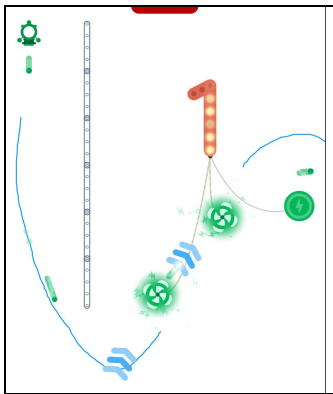
- **Winner:** Complete 3 levels.
- **Two-Pointer:** Hit 2 targets at the same time.
- **Achiever:** Complete 9 levels.
- **Hat Trick:** Hit 3 targets at the same time.
- **Grand Slam:** Hit 4 targets at the same time.
- **Overpopulated:** Keep 100 balls on screen at the same time.
- **Completionist:** Complete all levels.
- **Efficient:** Complete 5 levels without losing any balls off screen.
- **Fission:** Break 100 balls inside walls.

Bounce



Use the objects in front of your iPad to bounce the balls toward the balloon targets. Hit each target four times to make it charge, then move on to a more challenging round.

Roll



In the Roll level, balls roll along lines, so the player must draw paths rather than bounce the balls to their targets.

Tips and Tricks

- Balloon targets require 4 hits from balls of the same color to explode. All balloons need to be exploded to finish a level.
- Fans need balls of the same color passing through them to power up. All fans in a level must be spinning fast enough to complete the level (they shoot out sparks when they're fast enough).
- Balls bounce off grey walls.
- Color changers do just that: they change balls from one color to another. This can be useful when you need to change purple balls to green so they can hit a green balloon, for example.
- Some levels utilize "No Draw" zones (represented by a white bubble) that don't allow for lines to exist. Players have to redirect the ball away from or through these zones using other means.
- Rolling levels were designed to take advantage of physics that is different from Bounce, so certain puzzles are best completed by making ramps or loops.
- More complex levels might require you to think about several different elements at once, especially some of the later Roll levels. Look for ways to mix and match the different gameplay elements to complete each round.
 - For example: You may need to use a "teleporter" to get balls of one color into a different part of the level so that they can more easily go into a "color changer".
- Speed boost arrows are normally placed as a hint towards the direction you might want the balls to go to easily complete the puzzle.
- Only certain colors can "complete" that color's targets (like the balloons or fans), however, "grey" targets can be satisfied by balls of any color.

Best practices for effective Osmo detection



1. If you are using a Creative Board, place it flat against the Osmo Base so that the Osmo logo is closest to the screen. If you are not using a Creative Board, we suggest securing your paper beneath the Osmo base so it doesn't move while you're playing.
2. Keep the reflector placed squarely in the center so the camera can see the play space.
3. Play Newton in a well lit room.
4. Make sure you are using a device that is compatible with Osmo. Please check [this list of Osmo-compatible devices](#).
5. If you experience any issues despite this setup, please reach out to support@playosmo.com for assistance.

Other Questions

What do I do if I lose a piece from my Creative Set?

Please reach out to us at support@playosmo.com.

How can I best clean the Creative Board?

Blue fuzzy pouch included in the Creative Set works well (you can lightly dampen it with water). For a more thorough cleaning, you can use products such as Mr. Clean Magic Eraser or Windex.

Here are some other options:

1. Vinegar and water solution
2. Peroxide
3. 99% or 90% Isopropyl alcohol
4. Hand sanitizer